

# ELECMARKETING

Creator: Elecmarketing company

Project name: [Booster pump - 1 DRIVE - 2 Pump](#)

Panel name: [Booster pump panel](#)


Working mode: [Mode 2 & 3](#)

Description	Page	Description	Page
Table of contents	1	Controller schematic diagram	6
Symbol table	2	Control circuit diagram	7
INCOMING	3	Drive circuit diagram	8
Hand & Auto diagram	4	Booster pump overview	9
Power circuit diagram	5	Panel layout	10


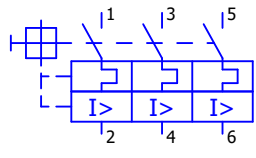

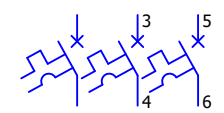
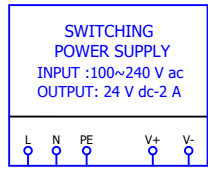

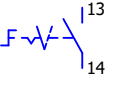
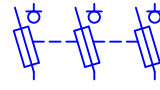
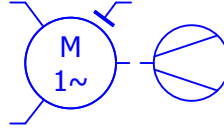
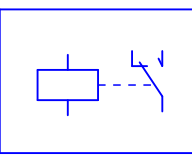
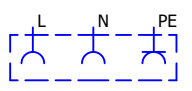
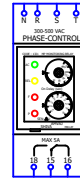

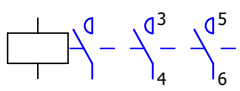

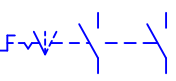


[Table of contents](#)



[Scan: Telegram channel](#)

			
CREATOR : Elecmarketing Group		Drawing by : B.soltani	
Page number : 1		Number of pages: 10	
Page type : Graphic	Page Description : Table of contents		Mounting panel :MCP panel
Project description: Mode 2 & 3 Boosterpump 1 DRIVE - 2 Pump	Manufacturer : Elecmarketing company		Power supply 3phase 400 Vac/50HZ
CREATION DATE : 1403/09/20	Checked by : ENG.MOUSAVI		

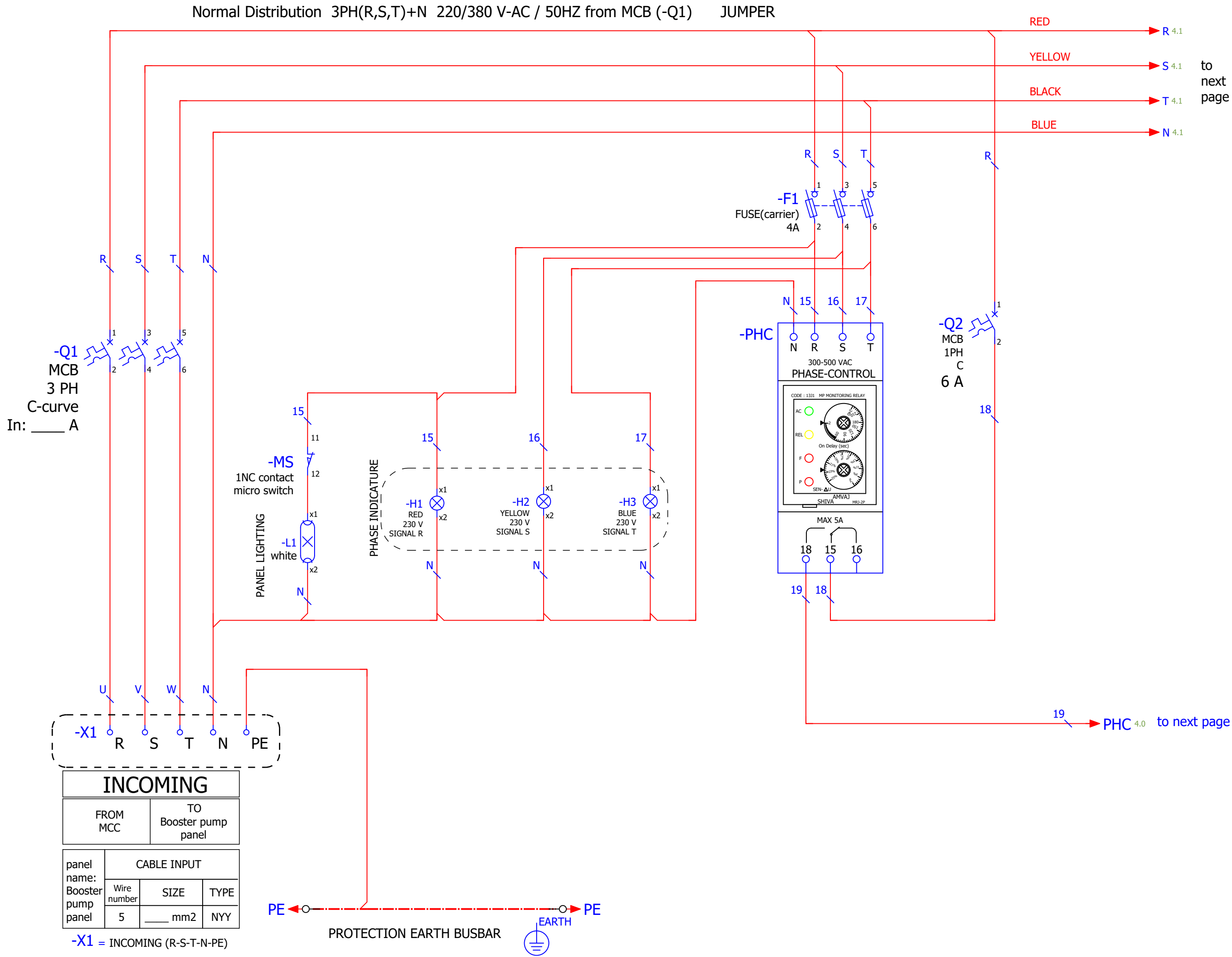
Symbol table

TAG	SIGN	DESCRIPTION	SYMBOL`s NAME	TAG	SIGN	DESCRIPTION	SYMBOL`s NAME
----		Auxiliary contact of control circuit diagram NO=normaly open NC=normaly close	CONTACT	-Q		MOTOR PROTECTION CIRCUIT BREAKER کلید حفاظتی اضافه بار موتور	MPCB
-U		Booster pump automatic control panel پنل کنترل اتوماتیک برنامه بوستر پمپ	Booster panel	-Q		Miniature circuit-breaker (3ph) کلید مینیاتوری سه فاز	MCB
-PS		Switching power supply 24 Vdc منبع تغذیه 24 ولت مستقیم	POWER SUPPLY	-Q		Miniature circuit-breaker (1ph) کلید مینیاتوری تکفاز	MCB
-P		Position selector switch (manually operated)-(0/1) کلید فرمان دو حالته	SELECTOR SWITCH	-F		Modular fuse carrier (3ph) فیوز کاربرد	FUSE
-m		FAN automat temperator controller فن تهویه هوا تابلو	FAN	-R		Relays, contactors رله با کنتاکت های نرمال باز و بسته	Relay
-SOC		Internal 1ph socket پریز تابلویی	socket	-PHC		control phase protection relay رله حفاظتی کنترل فاز	PHASE CONTROL
-F		Terminal FUSE with glass fuse ترمینال فیوز	TERMINAL FUSE	-K		CONTACTOR (3ph) کنتاکتور	POWER RELAY
-H		LAMP SIGNALING چراغ سیگنال	SIGNAL	AUTO HAND		Position selector switch (AUTO HAND)-(0/1/2) کلید فرمان سه حالته دستی و اتومات	SELECTOR SWITCH
-X		TERMINAL BLOCK ترمینال ریلی تابلویی	TERMINAL	-K		COIL of contactor بوبین کنتاکتور	BOIIN


NOTE : technical characteristics and current rating : according to design  
توجه: مشخصات فنی و جریان نامی تجهیزات : مندرج در نقشه



CREATION DATE : 1403/09/20	Project description: Mode 2 & 3 Boosterpump 1 DRIVE - 2 Pump	Page type : Graphic	CREATOR : Elecmarketing Group
Manufacturer : Elecmarketing company		Page Description : Symbol table	
Checked by : ENG.MOUSAVI	Power supply 3Phase 400 Vac/50HZ	Mounting panel :MCP panel	Drawing by : B.soltani
			Number of pages: 10

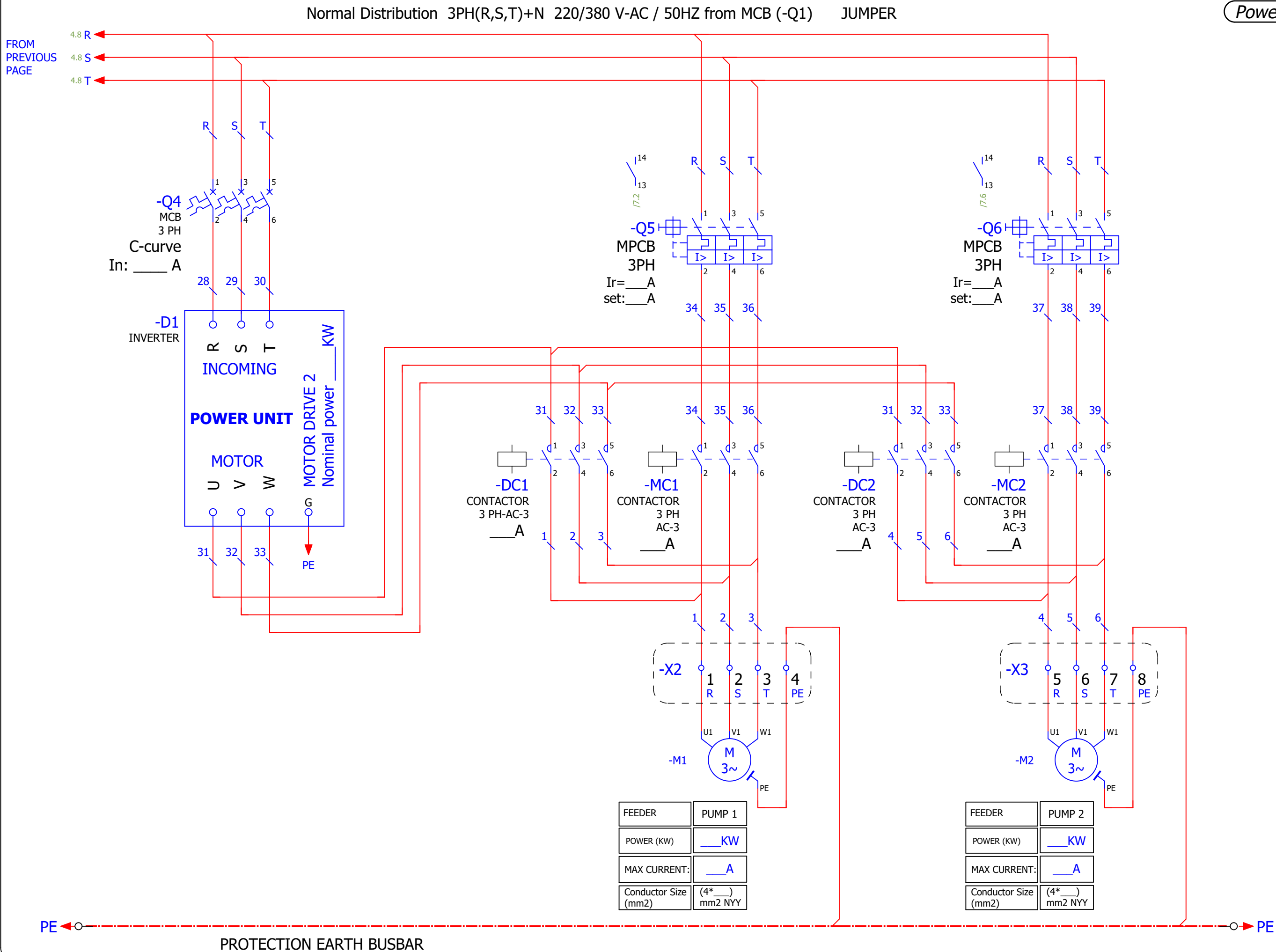


**INCOMING**



CREATOR : Elecmarketing Group	Drawing by : B.soltani
Page number : 3	Number of pages: 10
Page type : Schematic multi-line	Page Description : INCOMING
Project description: Mode 2 & 3 Boosterpump 1 DRIVE - 2 Pump	Mounting panel :MCP panel
Manufacturer : Elecmarketing company	Power supply 3Phase 400 Vac/50HZ
CREATION DATE : 1403/09/20	Checked by : ENG.MOUSA VI



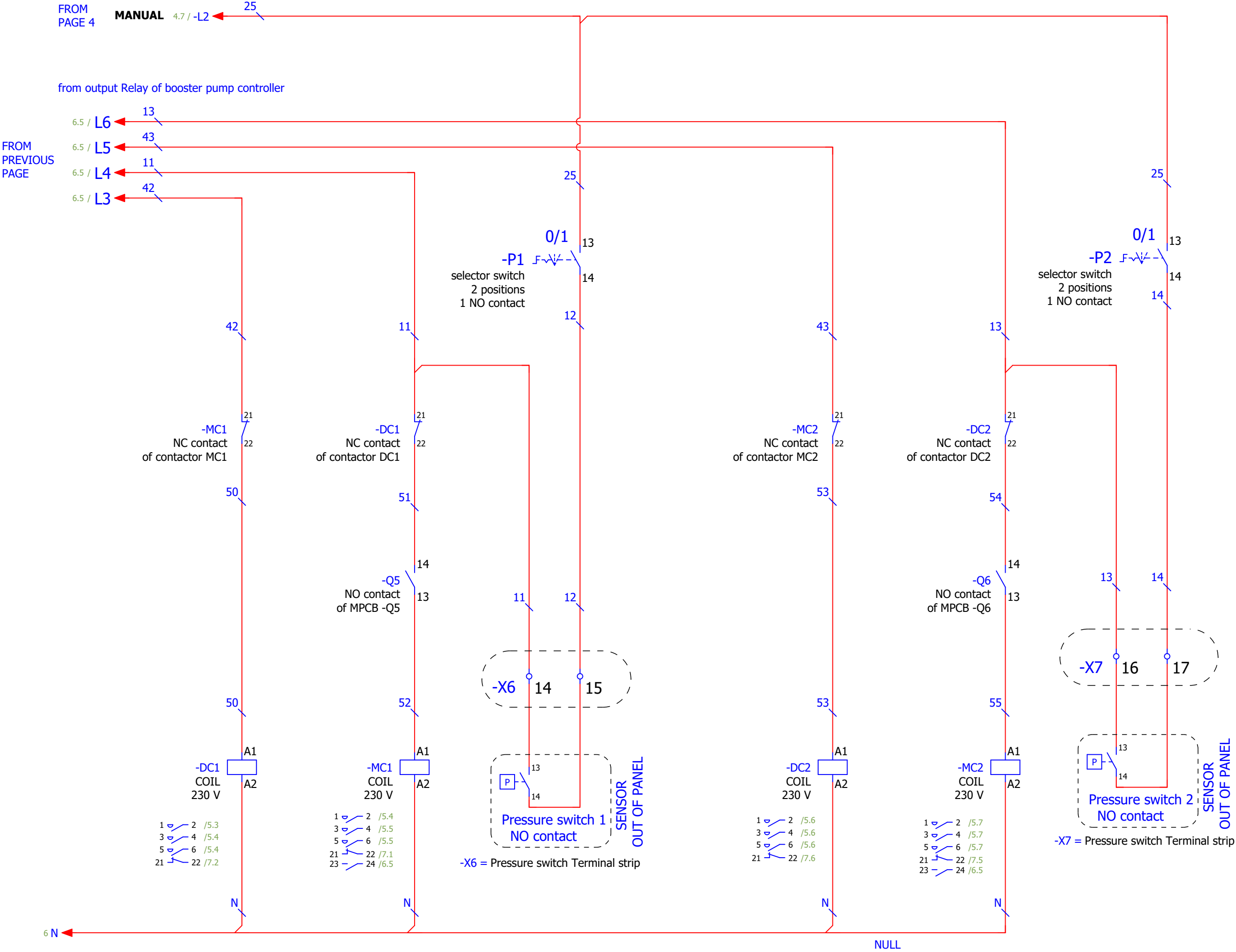


Power circuit diagram

Checked by :

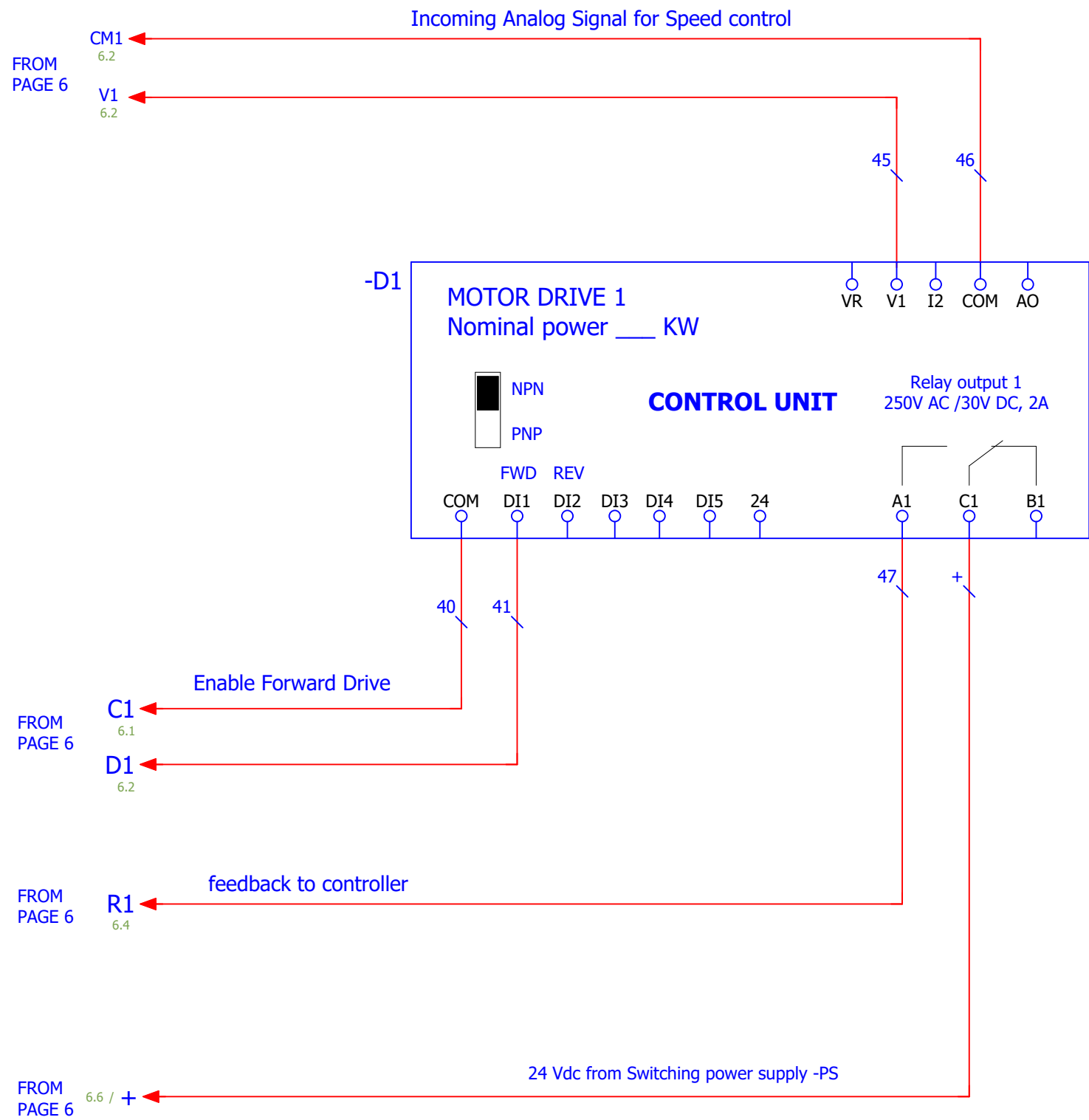
230 Vac/50HZ from Selector switch HAND mode contact

Control circuit diagram



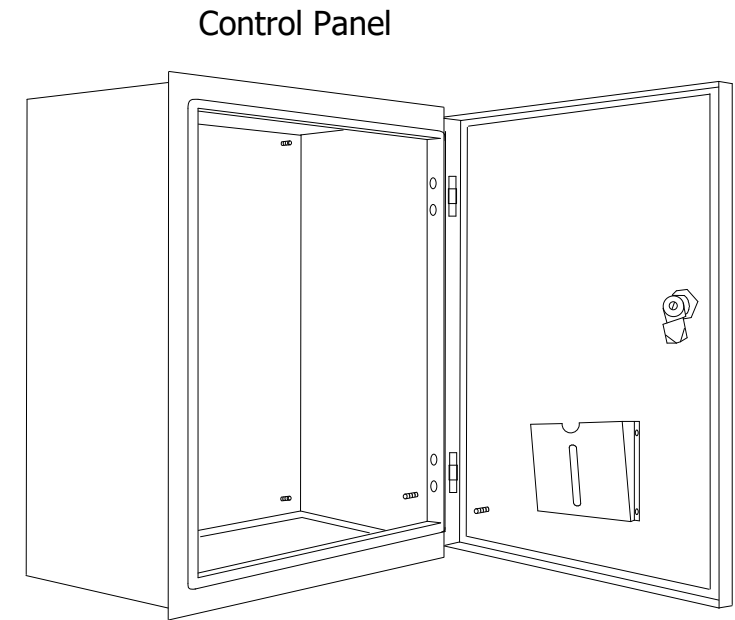
CREATION DATE : 1403/09/20	Project description: Mode 2 & 3 Boosterpump 1 DRIVE - 2 Pump	Page type : Schematic multi-line	Page number : 7	CREATOR : Elecmarketing Group
Manufacturer : Elecmarketing company		Page Description : Control circuit diagram		
Checked by : ENG.MOUSA VI	Power supply 3Phase 400 Vac/50HZ	Mounting panel :MCP panel	Drawing by : B.soltani  Number of pages: 10	

Drive circuit diagram

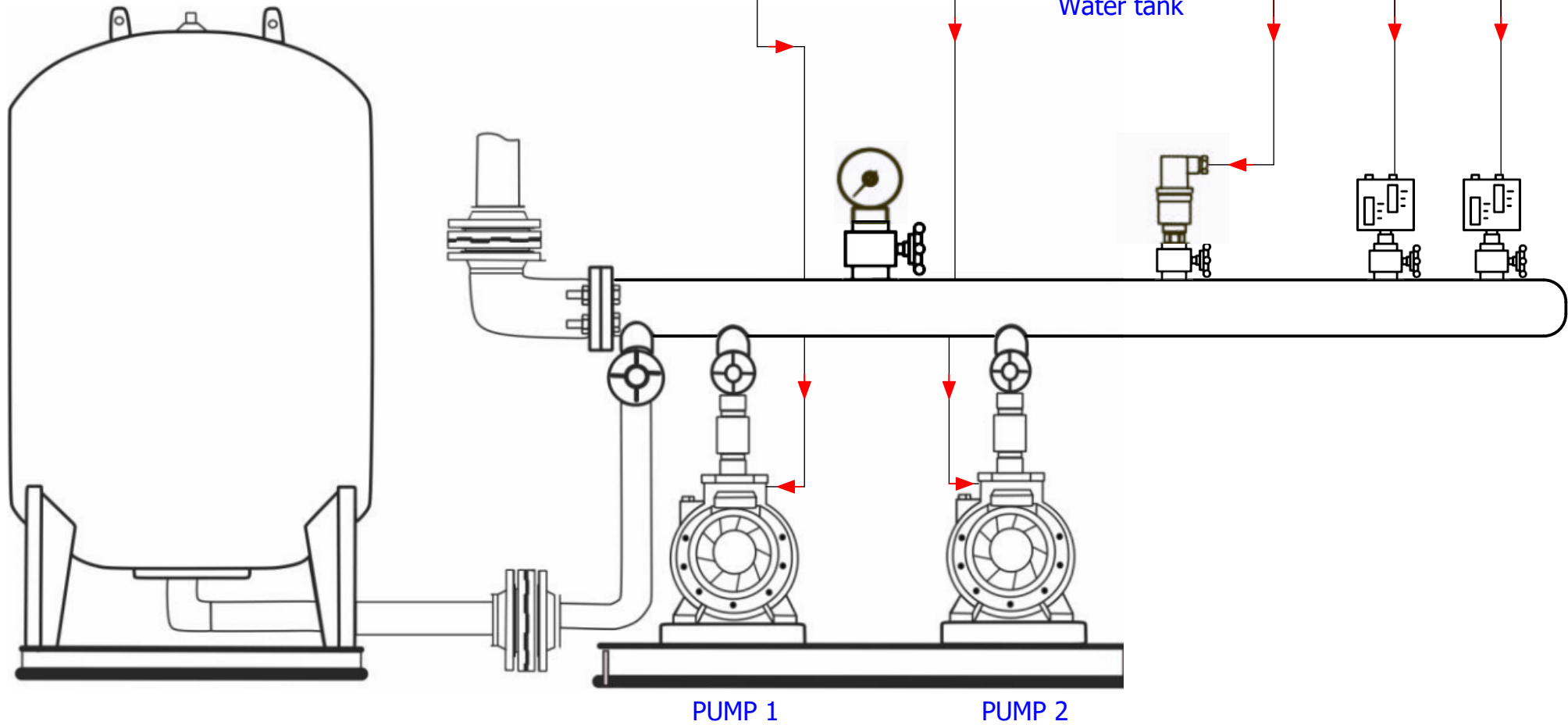


<div>ELECMARKETING</div>		
CREATOR :	Elecmarketing Group	
Drawing by :	B.soltani	
Page number :	8	Number of pages: 10
Page type :	Schematic multi-line	Mounting panel :MCP panel
Project description:	Mode 2 & 3 Boosterpump 1 DRIVE - 2 Pump	
Manufacturer :	Elecmarketing company	
Power supply	3Phase 400 Vac/50HZ	
Checked by :	ENG.MOUSAVI	
CREATION DATE :	1403/09/20	





CONSUMER	Incoming	pump 1	pump 2	Floater	Pressure Transmitter	Pressure Switch 1	Pressure Switch 2
TAG	-X1	-X2	-X3	-X4	-X5	-X6	-X7
TERMINAL STRIP							
number of terminal	R S T N	1 2 3 4	5 6 7 8	9 10 11	12 13	14 15	16 17



Booster pump overview



CREATOR :  
Elecmarketing Group

Drawing by :  
B.soltani

Page number : 9

Number of pages: 10

Page type :  
Schematic multi-line

Page Description :  
Booster pump overview

Mounting panel :MCP panel

Project description:  
Mode 2 & 3 Boosterpump  
1 DRIVE - 2 Pump

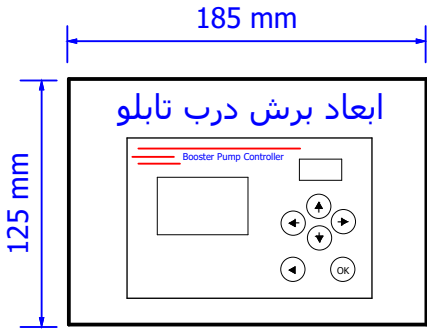
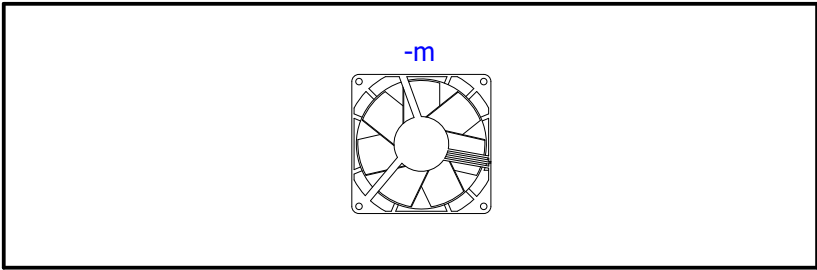
Manufacturer : Elecmarketing company

Power supply  
3phase 400 Vac/50HZ

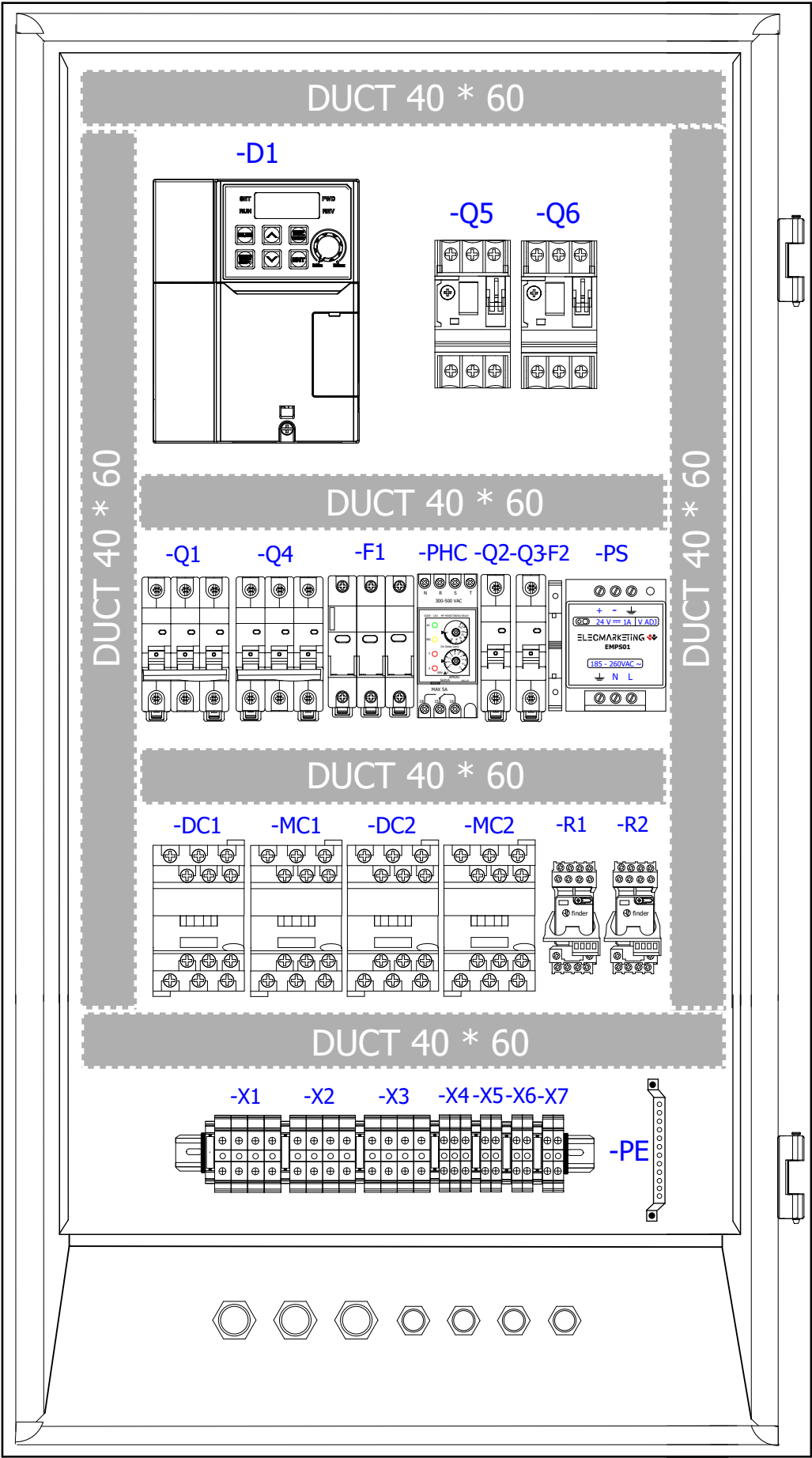
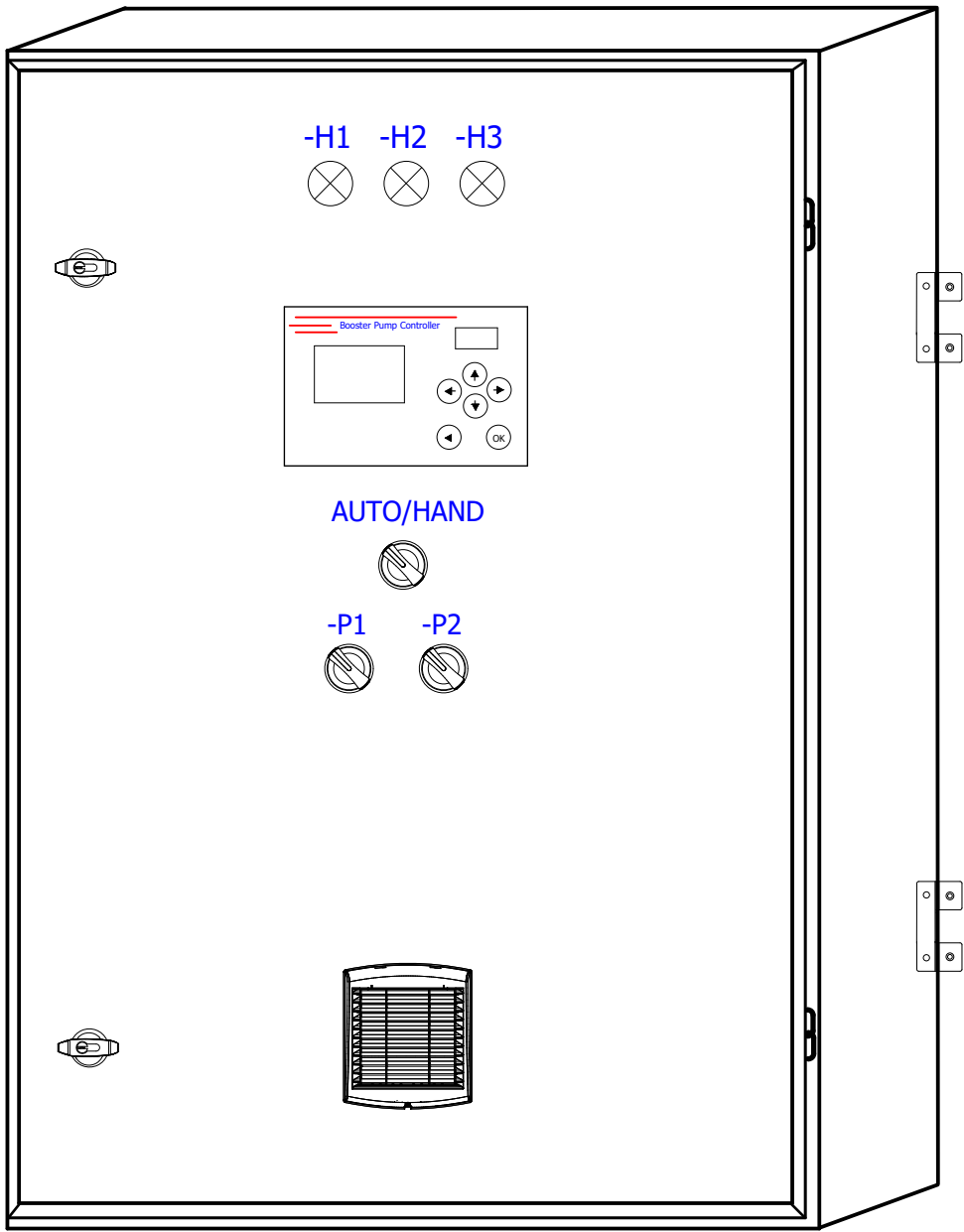
CREATION DATE :  
1403/09/20

Checked by :  
ENG.MOUSA VI


TOP VIEW



EXTERNAL VIEW



Panel layout

<div><div>ELECMARKETING</div><div></div></div>		CREATOR : Elecmarketing Group		Drawing by : B.soltani			
Page number : 10		Page type : Panel layout				Project description: Mode 2 & 3 Boosterpump 1 DRIVE - 2 Pump	
Number of pages: 10		Page Description : Panel layout				Manufacturer : Elecmarketing company	
Mounting panel :MCP panel		Power supply 3Phase 400 Vac/50HZ				Checked by : ENG.MOUSAVI	