

# ELECMARKETING

Creator: Elecmarketing company

Project name: [Booster pump - 1 DRIVE - 2 Pump](#)

Panel name: [Booster pump panel](#)


Working mode: [Mode 1](#)

Description	Page	Description	Page
Table of contents	1	Controller schematic diagram	6
Symbol table	2	Drive circuit diagram	7
INCOMING	3	Booster pump overview	8
Hand & Auto diagram	4	Panel layout	9
Power circuit diagram	5		

[Table of contents](#)



[Scan: Telegram channel](#)

			
CREATOR : Elecmarketing Group		Drawing by : B.soltani	
Page number : 1		Number of pages: 9	
Page type : Graphic	Page Description : Table of contents		Mounting panel :MCP panel
Project description: Mode 1 Boosterpump 1 DRIVE - 2 Pump	Manufacturer : Elecmarketing company		Power supply 3phase 400 Vac/50HZ
CREATION DATE : 1403/09/20	Checked by : ENG.MOUSAVI		

Symbol table

TAG	SIGN	DESCRIPTION	SYMBOL`s NAME	TAG	SIGN	DESCRIPTION	SYMBOL`s NAME
----		Auxiliary contact of control circuit diagram NO=normaly open NC=normaly close	CONTACT	-Q		MOTOR PROTECTION CIRCUIT BREAKER کلید حفاظتی اضافه بار موتور	MPCB
-U		Booster pump automatic control panel پنل کنترل اتوماتیک برنامه بوستر پمپ	Booster panel	-Q		Miniature circuit-breaker (3ph) کلید مینیاتوری سه فاز	MCB
-PS		Switching power supply 24 Vdc منبع تغذیه 24 ولت مستقیم	POWER SUPPLY	-Q		Miniature circuit-breaker (1ph) کلید مینیاتوری تکفاز	MCB
-P		Position selector switch (manually operated)-(0/1) کلید فرمان دو حالته	SELECTOR SWITCH	-F		Modular fuse carrier (3ph) فیوز کاریر	FUSE
-m		FAN automat temperator controller فن تهویه هوا تابلو	FAN	-R		Relays, contactors رله با کنتاکت های نرمال باز و بسته	Relay
-SOC		Internal 1ph socket پریز تابلویی	socket	-PHC		control phase protection relay رله حفاظتی کنترل فاز	PHASE CONTROL
-F		Terminal FUSE with glass fuse ترمینال فیوز	TERMINAL FUSE	-K		CONTACTOR (3ph) کنتاکتور	POWER RELAY
-H		LAMP SIGNALING چراغ سیگنال	SIGNAL	AUTO HAND		Position selector switch (AUTO HAND)-(0/1/2) کلید فرمان سه حالته دستی و اتومات	SELECTOR SWITCH
-X		TERMINAL BLOCK ترمینال ریلی تابلویی	TERMINAL	-K		COIL of contactor بویین کنتاکتور	BOIIN

NOTE : technical charactristics and current rating : according to design  
توجه: مشخصات فنی و جریان نامی تجهیزات : مندرج در نقشه

CREATOR :  
Elecmarketing Group

Drawing by :  
B.soltani

Page number : 2

Number of pages: 9

Page type :  
Graphic

Page Description :  
Symbol table

Mounting panel :MCP panel

Project description:  
Mode 1 Boosterpump  
1 DRIVE - 2 Pump

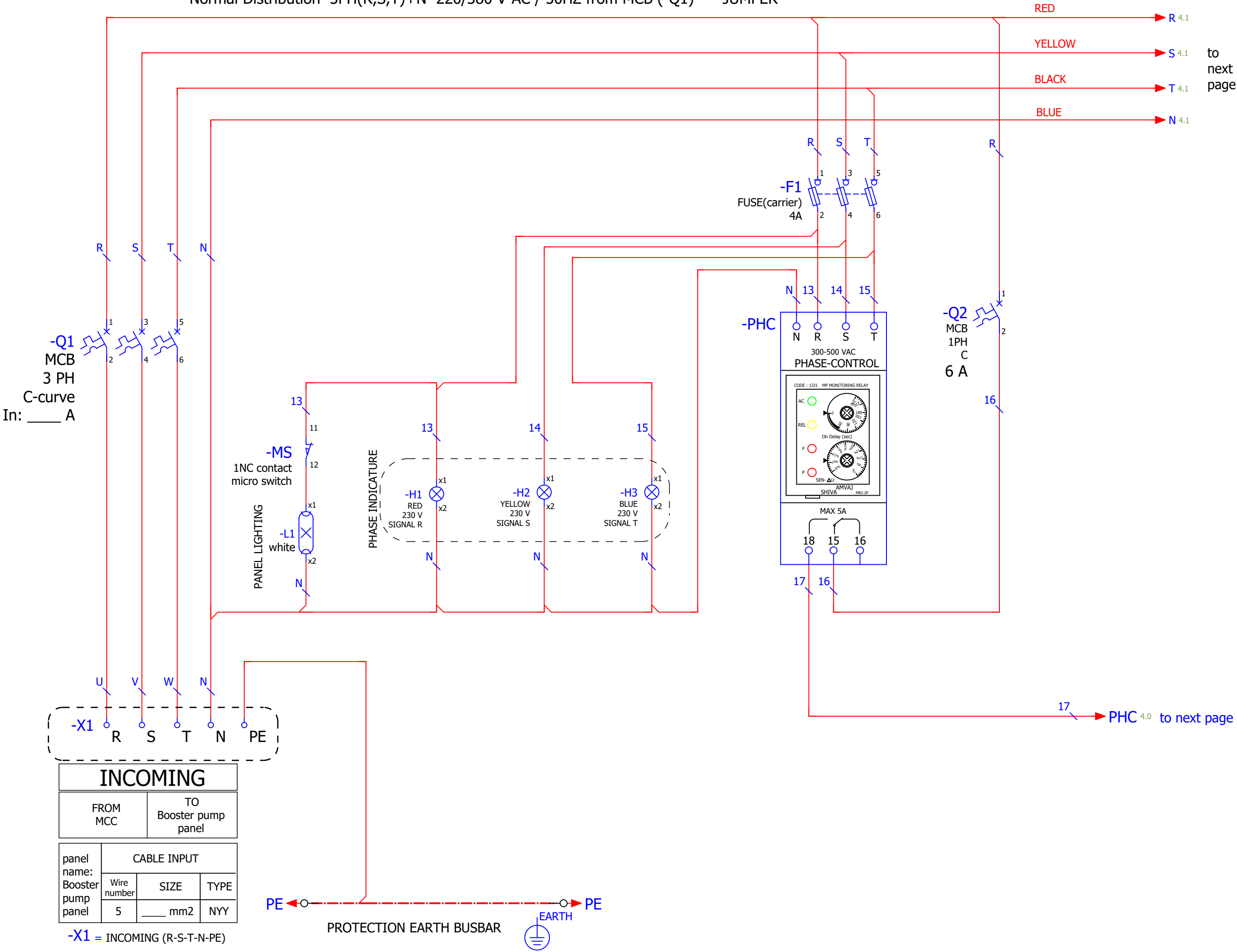
Power supply  
3Phase 400 Vac/50HZ

CREATION DATE :  
1403/09/20

Manufacturer : Elecmarketing company

Checked by :  
ENG.MOUSAVI

Normal Distribution 3PH(R,S,T)+N 220/380 V-AC / 50HZ from MCC (-Q1) JUMPER



INCOMING

ELECMARKETING

CREATOR :  
Elecmarketing Group

Drawing by :  
B.soltani

Page number : 3

Number of pages: 9

Page type :  
Schematic multi-line

Page Description :  
INCOMING

Mounting panel :MCP panel

Project description:  
Mode 1 Boosterpump  
1 DRIVE - 2 Pump

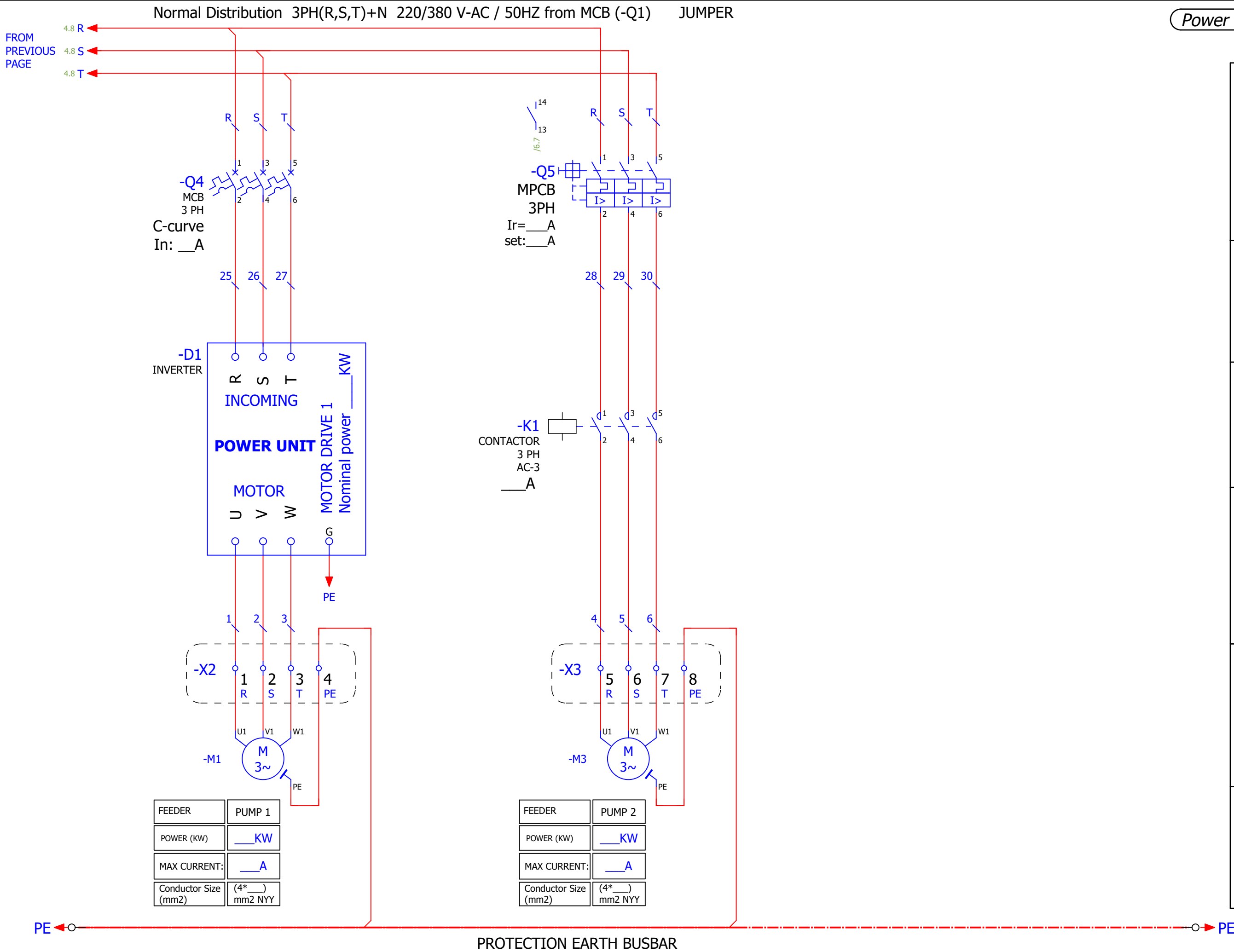
Manufacturer : Elecmarketing company

Power supply  
3Phase 400 Vac/50HZ

CREATION DATE :  
1403/09/20

Checked by :  
ENG.MOUSA VI

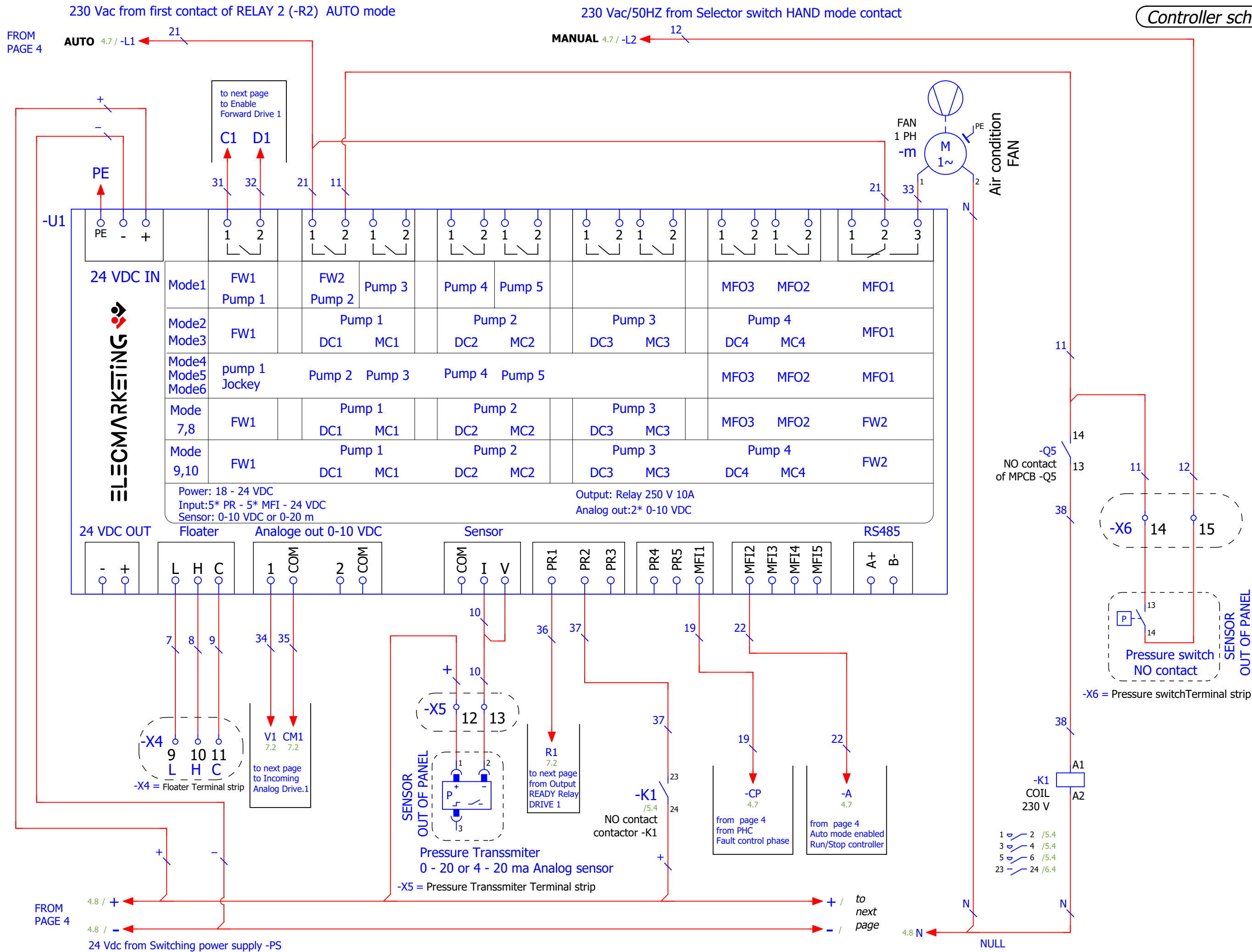




Power circuit diagram



CREATION DATE : 1403/09/20		Project description: Mode 1 Boosterpump 1 DRIVE - 2 Pump		Page type : Schematic multi-line		Page number : 5		CREATOR : Elecmarketing Group	
Manufacturer : Elecmarketing company				Page Description : Power circuit diagram					
Checked by : ENG.MOUSA VI		Power supply 3Phase 400 Vac/50HZ		Mounting panel :MCP panel		Number of pages: 9			
						Drawing by : B.soltani			



Controller schematic diagram



CREATOR :  
Elecmarketing Group

Drawing by :  
B.soltani

Page number : 6

Number of pages: 9

Page type :  
Schematic multi-line

Page Description :  
Controller schematic diagram

Mounting panel : MCP panel

Project description:  
Mode 1 Booster pump  
1 DRIVE - 2 Pump

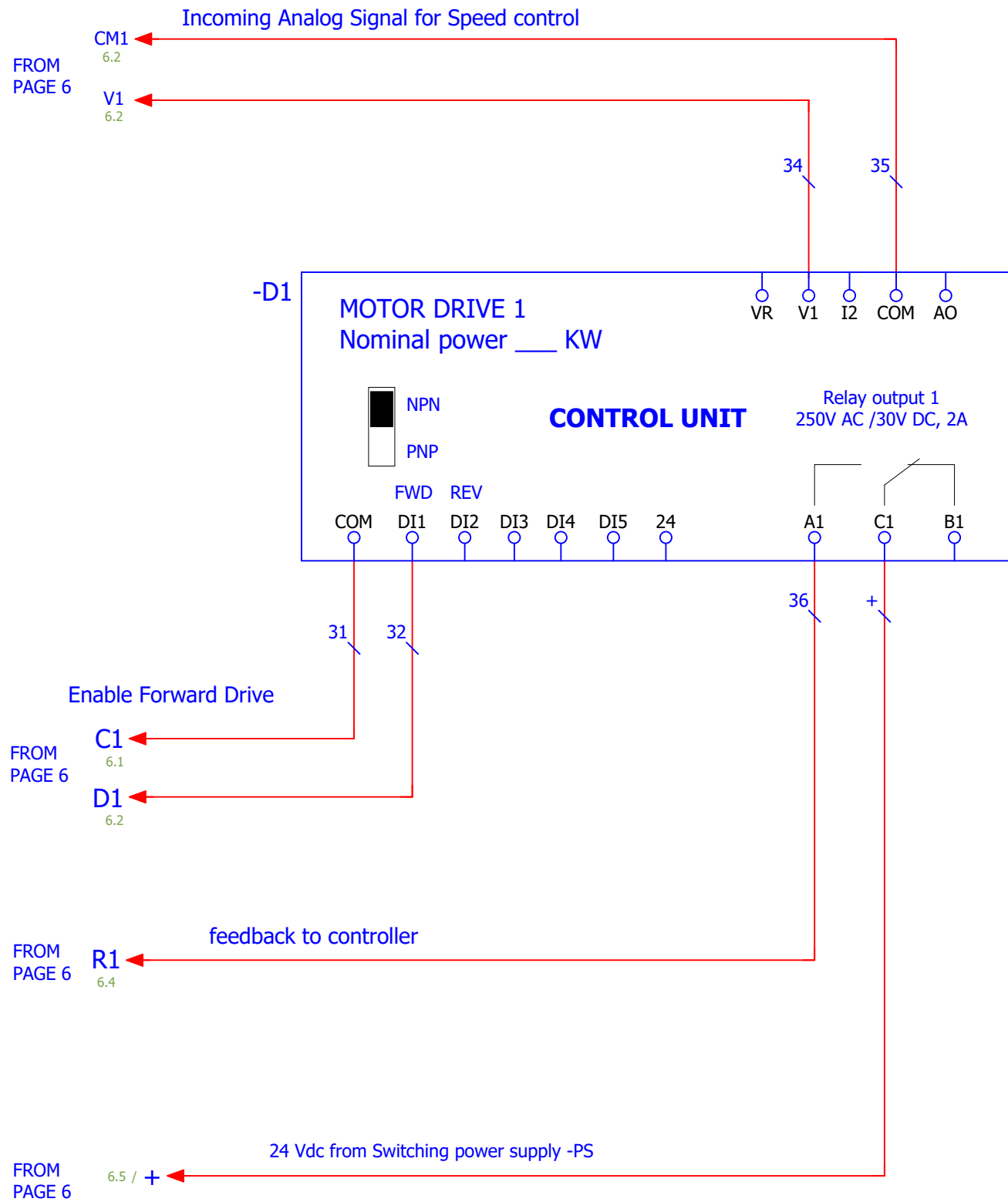
Power supply  
3phase 400 Vac/50HZ


CREATION DATE :  
1403/09/20

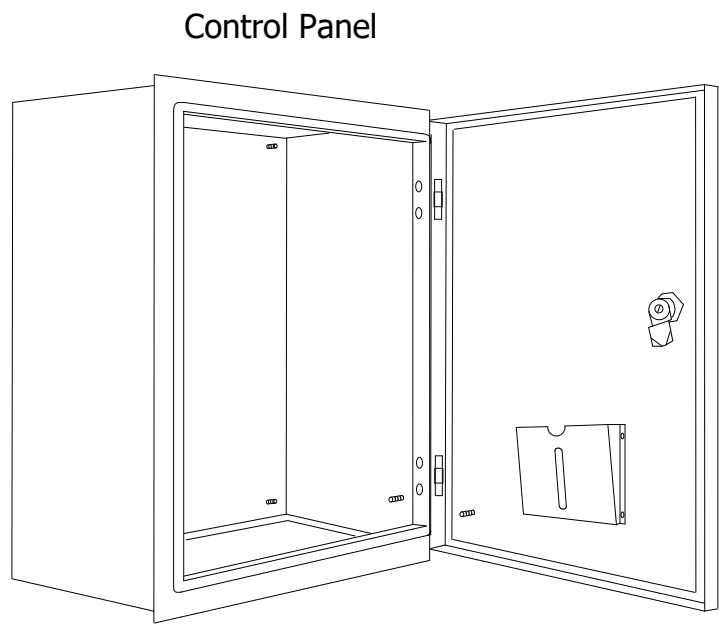
Manufacturer : Elecmarketing company

Checked by :  
ENG.MOUSA VI

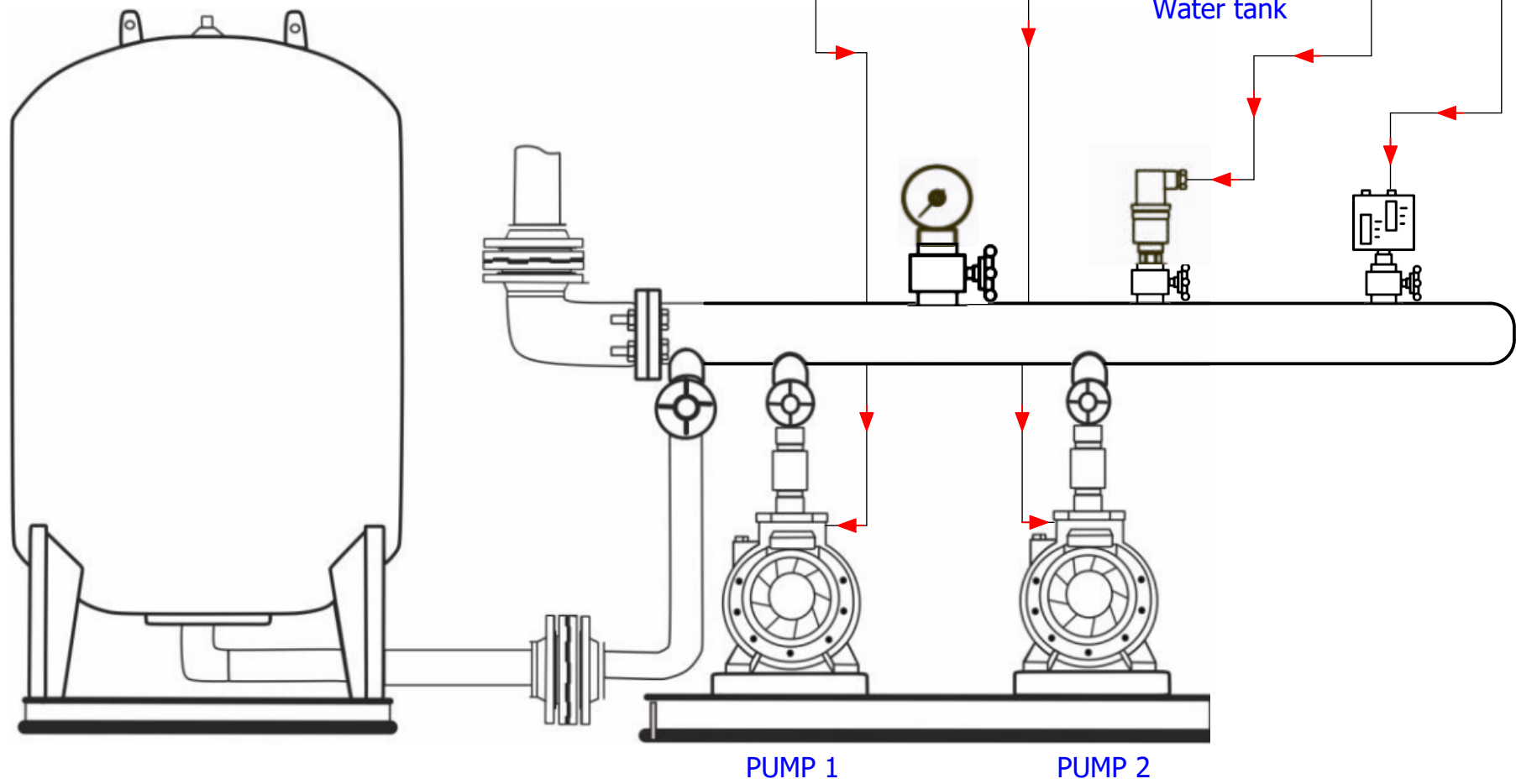
Drive circuit diagram



<div><div>ELECMARKETING</div><div></div></div>			CREATOR : Elecmarketing Group		Drawing by : B.soltani	
Page type : Schematic multi-line			Page number : 7		Number of pages: 9	
Project description: Mode 1 Boosterpump 1 DRIVE - 2 Pump			Page Description : Drive circuit diagram		Mounting panel :MCP panel	
CREATION DATE : 1403/09/20			Manufacturer : Elecmarketing company		Power supply 3Phase 400 Vac/50HZ	
			Checked by : ENG.MOUSAVI			



CONSUMER	Incoming	pump 1	pump 2	Floater	Pressure Transmitter	Pressure Switch
TAG	-X1	-X2	-X3	-X4	-X5	-X6
TERMINAL STRIP						
number of terminal	R S T N	1 2 3 4	5 6 7 8	9 10 11	12 13	14 15



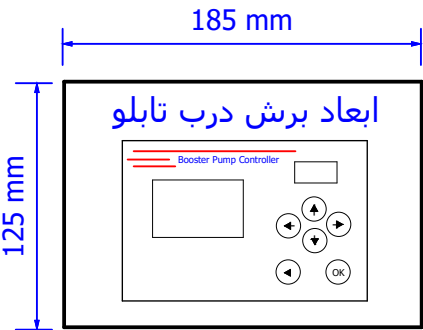
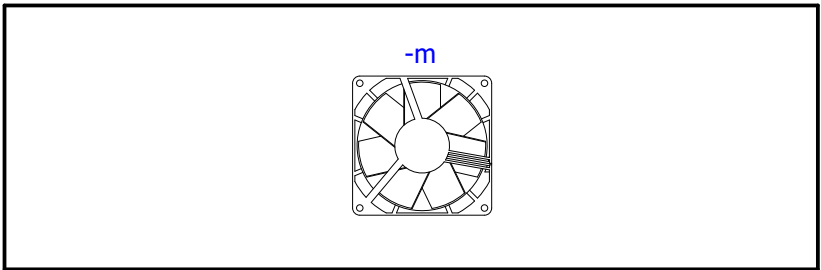
Booster pump overview

CREATOR : Elecmarketing Group	Drawing by : B.soltani	
Page number : 8	Number of pages: 9	
Page type : Graphic	Page Description : Booster pump overview	Mounting panel :MCP panel
Project description: Mode 1 Boosterpump 1 DRIVE - 2 Pump	Manufacturer : Elecmarketing company	
CREATION DATE : 1403/09/20	Checked by : ENG.MOUSAVI	Power supply 3phase 400 Vac/50HZ

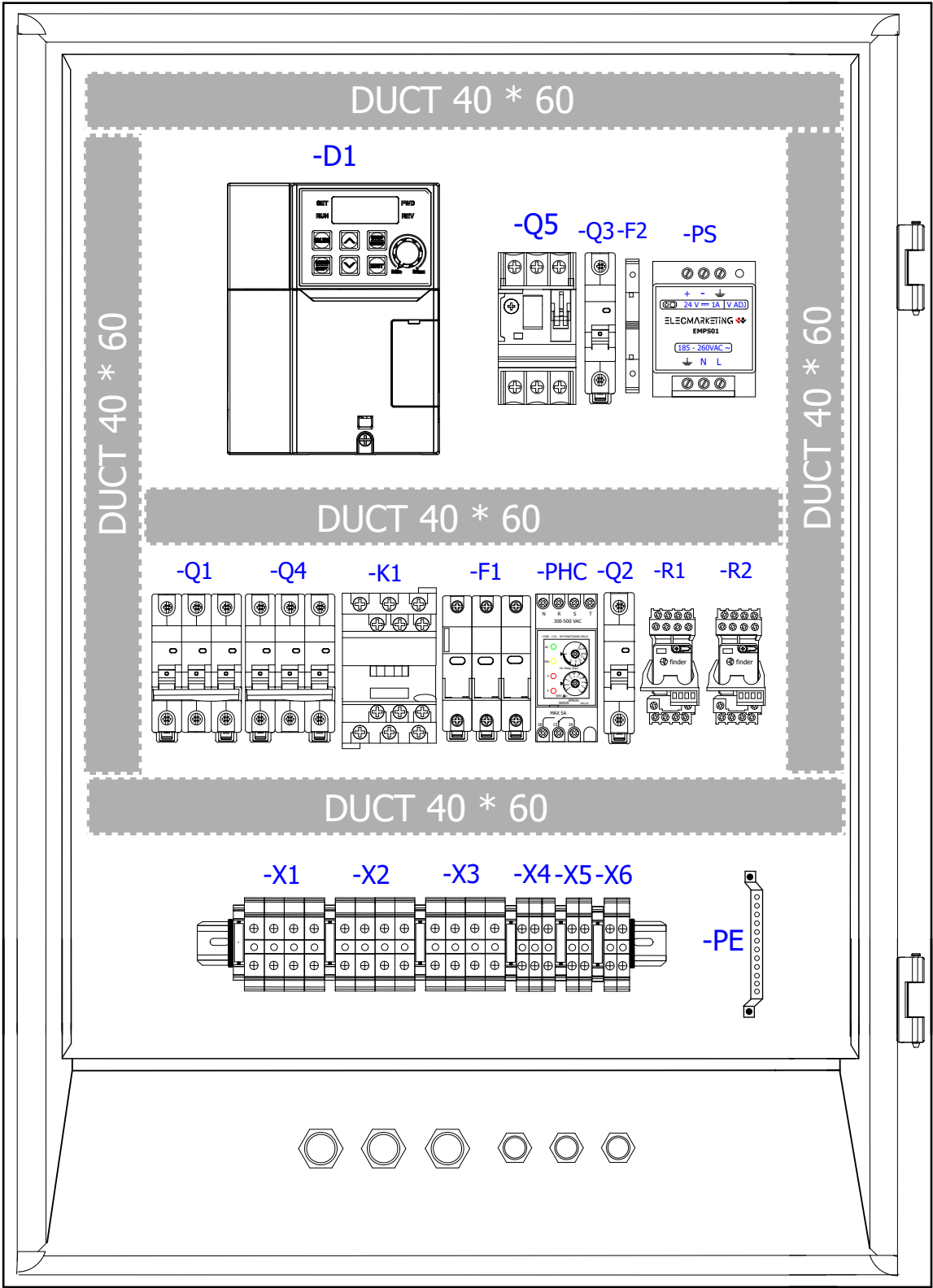
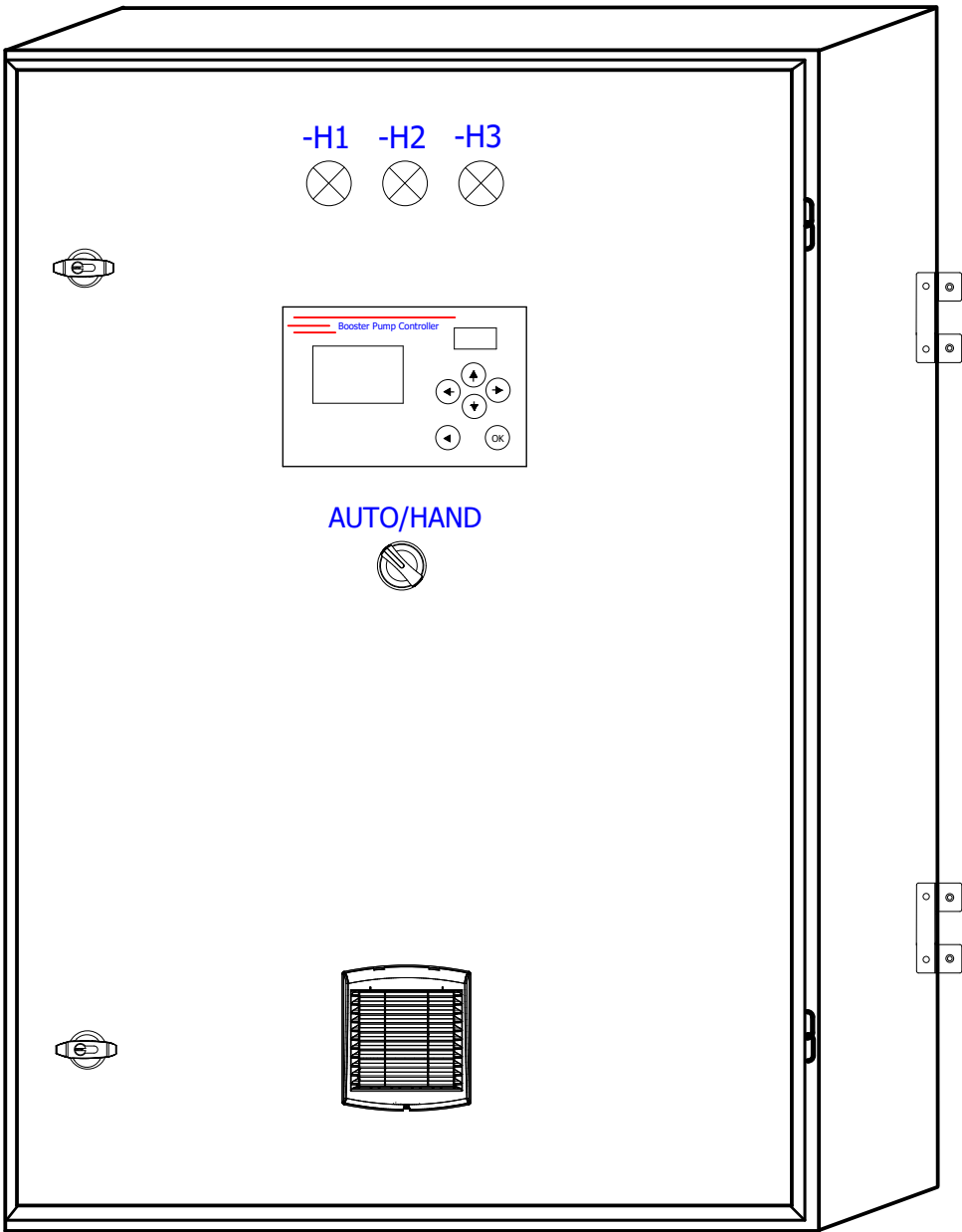



Panel layout

TOP VIEW



EXTERNAL VIEW



CREATION DATE : 1403/09/20		Project description: Mode 1 Boosterpump 1 DRIVE - 2 Pump		Page type : Panel layout		Page number : 9		CREATOR : Elecmarketing Group		<div>ELECMARKETING</div> <div></div>	
Manufacturer : Elecmarketing company		Page Description : Panel layout		Mounting panel :MCP panel		Number of pages: 9		Drawing by : B.soltani			
Checked by : ENG.MOUSAVI		Power supply 3Phase 400 Vac/50HZ									